

SoFly



INTRODUCTION

Create breathtaking visual weather for your flight simulator.

EASILY CREATE WEATHER FOR ANY NEED.

Thank you for choosing to install Weather Preset Pro. We are incredibly proud to provide flight simmers with easy access to 40 brand new presets for Microsoft Flight Simulator.



This tool has been designed to allow you to fly with all-new weather presets without the need to create your own or rely on live weather. Let your imagination run wild and experience even the most unrealistic flights, from humid sandstorms in the Arctic to frosty blizzards in the Serengeti.

Our team has gone further than just making new presets using the built-in engine, we have made custom presets that provide an even more immersive experience for certain weather conditions. Here are some of the included presets you can find in Weather Preset Pro for Microsoft Flight Simulator.

- **Sandstorms**
- **Hurricanes**
- **Tropical Storms**
- **Blizzards**
- **Autumn Sun**
- **Arctic Crisp**
- **Zero visibility**
- **...and many more**

Not only are we providing you with 40 new presets, we are also providing educational information to help you understand weather conditions and also how to read weather METARs.

We hope you enjoy Weather Preset Pro.



CONTENTS

Getting Started

- 05 Installation
- 06 How to Select a Preset

Included Presets

- 08 Cloud Variations
- 09 Visibility
- 10 Storms
- 11 Dry
- 12 Sun
- 13 Rain
- 14 Wind
- 15 Snow and Ice

Extend Your Learning

- 16 Reading METAR Information
- 18 A Guide to Flight Simulator
- 20 Credits / Copyright



Need Help or Support?

 [Visit our Support Portal](#)

We know that sometimes you just need a bit of help. If something isn't quite right or you need a bit of guidance, contact our customer support team and we'll work to support you as best as we can. Either click on the box above or head to sofly.io/support



INSTALLATION (Non-Orbx)

Valid for Stores:

- SoFly

Installation of Weather Preset Pro is done through our custom installer.

Ensure you run the application (exe) as an Administrator to ensure you don't come across any errors.

After the application file has run, you will have to navigate through various screens. Simply follow the instructions, agree to the EULA and then press 'install' next to Microsoft Flight Simulator (Microsoft Store). You may have different options depending on which store you purchased the simulator from.

If you are having trouble with installation, please reach out to our support team where someone will be more than happy to assist. Details are on [page 4](#) of this manual.

INSTALLATION (Orbx customer)

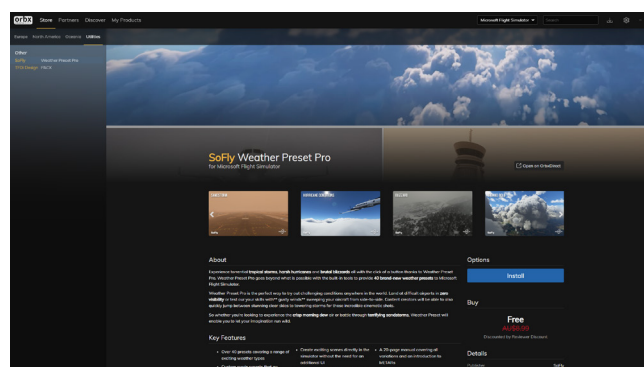
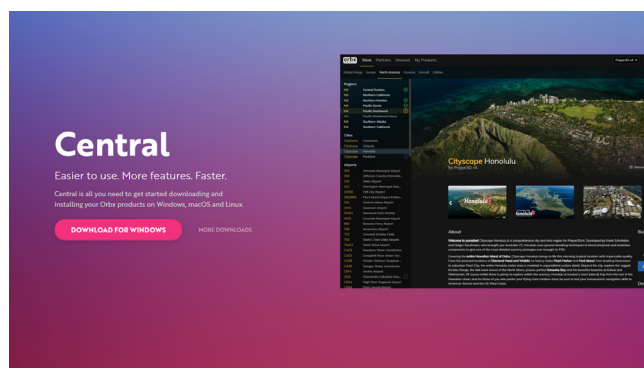

If you have purchased Weather Preset Pro through Orbx, you will be able to install through the convenience of Orbx Central. From the product page in Orbx Central, click on the blue 'Install' button to begin the quick process. This will take just a few moments and you will be notified upon successful installation.

To find out more about Orbx Central and how to install products through their user interface, please click the box below to open their manual.

Should you have any issues with installation, please reach out to our support team. Details are on [page 4](#) of this manual.

IMPORTANT NOTICE

You must ensure that the simulator is not running prior to the installation of Weather Preset Pro.



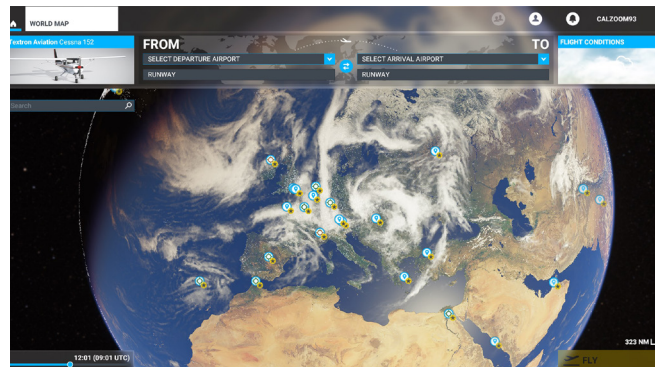
Orbx Central Manual

HOW TO SELECT A PRESET

You will be able to select any of the 40 presets from the World Map page option or at any point during your flight.

World Map

From the World Map page, clicking on 'Flight Conditions' will bring up numerous options you are able to adjust, such as time of day, AI traffic and the weather.



From the preset menu, you can select any of the included presets from Weather Preset Pro. Once you have selected your preset, press the 'Close' button and continue planning your flight as you had intended.

During Flight

If you wish to change your weather preset during the flight or from within the simulator itself, you can easily do this at any point.



You can do this from the in-sim menu by opening up the 'Weather' option to bring up the weather selection box. From the drop-down menu, you can adjust the preset you wish to use at any time throughout the flight. It will take just a moment to then load the weather scenario into the sim.



Making Changes to Presets

We actively encourage you to play around with the included presets by using the built-in tools. However, we advise that you save them as a copy as opposed to overwriting them to prevent issues. If you do overwrite a Weather Preset Pro file, you can simply use the installation tool to reinstall the product.





PRESETS - CLOUD VARIATION



Big and Bold

Big and bold cloud coverage that feels ominous in the sky.



Dense Clouds

Tall and dense clouds to weave in and out of.




High Level Clouds v2

Improving on the original to provide the perfect views.



Low and Breezy

Low level cloud base forming over bodies of water with some strong winds.



Low-Level Clouds

Low-level clouds where buildings will stick out if tall enough. Try it in New York for great views.




Mid-Level Clouds


A nice variety of cloud types at a mid-level altitude.



Improving on the original to cast even more coverage of cloud with more realistic lighting.



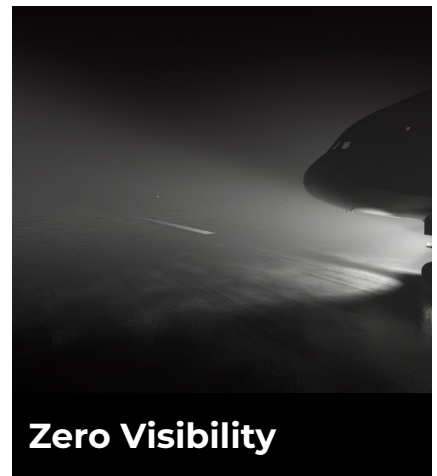
PRESETS - VISIBILITY



Low-cloud base creates a small amount of fog in the vicinity.



Denser fog means you need to rely on your instruments.



You will need to fully rely on your instruments in these challenging conditions.

*Limitation with the simulator and must have precipitation on for the best effect.

*Limitation with the simulator and must have precipitation on for the best effect.

*Limitation with the simulator and must have precipitation on for the best effect.

PRESETS - STORMS



Building Storms

Watch as the storms around you build.



Humid Storms

The humid weather is causing thunder and lighting in your local area. Stunning during low-light hours.



Scattered Storms

Avoid storms at mid-level altitudes and watch as lighting strikes.



Tropical Storms

Challenging conditions as you battle the fierce storm in humid weather.



Hurricane Conditions

Scary, strong and crazy winds will test even the most skilled pilots.

PRESETS - DRY



Desert Conditions

Hot and dry, with a little haze to distort your visibility.




Hot and Humid

A dry heat and high-pressure for long-distance views across large vistas.



Sandstorms

Sandstorms will reduce your visibility in these rough conditions.



PRESETS - SUN



Autumn Sun

Those last few weeks of sunshine and warmth before the winter kicks in.



Blazing Sunshine

Strong sun without a cloud in sight.




Tropical Rays

High-level clouds, but warm temperatures for the perfect tropical paradise.




Spring Sunshine

A sunny day with a light breeze and patches of rain in the area.



PRESETS - RAIN



Morning Dew

A cool morning with plenty of moisture in the air.



Drizzly Rain

A light showering of rain with a light breeze.



Light Rain

Light rain and lowered visibility.



Moderate Rain

Moderate rain and wind will make flying a little tough.



Heavy Rain

Heavy rain, low cloud and strong winds.



Spring Showers

The sun tries desperately to filter through the rain clouds.

PRESETS - WIND



Calm Winds

Calm winds in the area perfect to give you a nice breeze.



Breezy

For a slightly more bumpy ride in these breezy winds.



Moderate Gusts

Moderate gusts present quite a challenge when approaching any airport.



Strong Gusts

Strong gusts could catch you off guard and force you to go-around.



Coastal Winds

Consistant strong winds for you to battle; great for coastal flying.



Jetstream


Climb up to 36,000ft to experience a powerful jetstream.

PRESETS - SNOW AND ICE



Cool and Crisp

Crisp air with a touch of frost on the ground.




Arctic Chill

Very cold, very icy and a strong wind prevails.



Snow Flurry

A light flurry of snow with a light covering on the ground.




Snow Storm

A snow storm that will impair your visibility.



Freezing Rain

Dangerous and scary; this rain could cause you problems quickly.



Blizzard

Powerful and uncontrollable snowstorms with reduced visibility.

DECODING WEATHER

Whilst Weather Preset Pro will give you the chance to take flight in various weather conditions, at SoFly, we want to take the chance to give those unfamiliar a chance to understand how to decode raw weather formats.

In aviation, the term METAR is used commonly when reading weather information. METAR stands for 'Meteorological Terminal Aviation Routine Weather Report' and is used by pilots and others within aviation roles to determine the current weather at specific aerodromes.

This format is chosen as it consolidates key meteorological information into a short format. However, this short format may not be easily understood by everyone so this quick tutorial will give you an understanding of METAR readings.

Here's an example of a METAR taken from London Heathrow Airport (EGLL):


EGLL 291320Z AUTO 30006KT 280V340 9999 SCT025 SCT030 18/12 Q1016 NOSIG

1	2	3	4	5	6	7	8	9	10	11
---	---	---	---	---	---	---	---	---	----	----

- 1 - 'EGLL' - This is the ICAO code for the airport the weather data is coming from.
- 2 - '291320Z' - This is the date and time the weather report was made. In this case, the report was taken on the 29th day of the month at 13:20 zulu
- 3 - 'AUTO' - This means that the report was taken automatically with no human interaction.
- 4 - '30006KT' - This means the wind is currently blowing in the direction of 300 degrees at 6 knots.
- 5 - '280V340' - This means that the wind is variable between these two headings. In this instance, between heading 280 and 340.
- 6 - '9999' - This number means that the visibility is 10km or more. The lower the number, the less visibility.
- 7 - 'SCT025' - This means there are scattered clouds at 2500ft.
- 8 - 'SCT030' - This means there are scattered clouds at 3000ft.
- 9 - '18/12' - The first number represents the current temperature in centegrade and the second represents the dew point in centegrade.
- 10 - 'Q1016' - This is the current barometric pressure. In this instance, it is measured in hectopascal which is denoted by the Q. You would need to set your Altimeter Pressure Settings on your altiemter to this number.
- 11 - 'NOSIG' - This indicates there is no significant changes expected within the next 2 hours.

You can use this information to help you to understand METAR readings. There are plenty of other codes and variations on the above, but the basic structure will remain the same.





A GUIDE TO FLIGHT SIMULATOR

If you enjoyed Weather Preset Pro then you will love our in-depth guide teaching you everything you need to know about Microsoft Flight Simulator.

A Guide to Flight Simulator features over 200 stunning pages designed to help newcomers and experienced simmers alike get the most out of their flight sim experience. From ATC to UI and everything in between, A Guide to Flight Simulator will make you a pro in no time.

Take full advantage of the included presets from Weather Preset Pro and apply them to any of the tutorial lessons found in A Guide to Flight Simulator to make you the best virtual pilot.

DYNAMIC AND UPDATED GUIDE

The world of flight simulation doesn't stand still and nor does our guide. Feedback from the community goes into future free updates. We know there's a lot to learn so we're always updating the guide to help you out.

CONFIGURE CONTROLS

Learn how to configure your controls with the new flight simulator or simply understand how the menu system works. A Guide to Flight Simulator will give you all of that detail in an easy to follow way.





FEEL INSPIRED IN THE NEW WORLD

A Guide to Flight Simulator features a detailed look at each airport, aircraft and also gives you some inspiration on where to travel next. Find your next destination with our visual guide helping you all along the way.

STEP-BY-STEP TUTORIAL

Let us help you on your journey to learning to fly. Our step-by-step tutorial on your first flying lessons will teach you everything you need to know to pass with flying colours.

READY TO LEARN MORE...?

If so, then A Guide to Flight Simulator will take you beyond learning about weather. It will give you all the tools you need to get started in the new Flight Simulator.



Get Yours From Your Favourite Store

Click on one to be taken straight there.

SoFly

£9.99

SIMMARKET

€11.50 (+VAT)

STORE **FlightSim.com**

\$13.50 USD

SIMSHACK

£9.99

COPYRIGHT AND CREDITS

Thanks to everyone involved.

Weather Preset Pro would not have been possible without the dedication, passion and support by some amazingly talented individuals.

Calum Martin

CEO and Founder of SoFly

Lisa Carpenter

Editor and Support Lead

Molly Willcox

Marketing Manager

Beta Testers

Adam E

Ian W

Jake H

Maurice M

Nick H

Patrick M

Paul R

Ricky H

Ronnie W

Video Production

AviationLads



Weather Preset Pro v1.00

Copyright (c) 2020 SoFly Limited

IMPORTANT: PLEASE READ THIS LICENSE CAREFULLY BEFORE USING THIS SOFTWARE.

1. LICENSE

By receiving, opening the file package, and/or using Weather Preset Pro v1.00("Software") containing this software, you agree that this End User User License Agreement(EULA) is a legally binding and valid contract and agree to be bound by it. You agree to abide by the intellectual property laws and all of the terms and conditions of this Agreement.

Unless you have a different license agreement signed by SoFly Limited your use of Weather Preset Pro v1.00 indicates your acceptance of this license agreement and warranty.

Subject to the terms of this Agreement, SoFly Limited grants to you a limited, non-exclusive, non-transferable license, without right to sub-license, to use Weather Preset Pro v1.00 in accordance with this Agreement and any other written agreement with SoFly Limited. SoFly Limited does not transfer the title of Weather Preset Pro v1.00 to you; the license granted to you is not a sale. This agreement is a binding legal agreement between SoFly Limited and the purchasers or users of Weather Preset Pro v1.00.

If you do not agree to be bound by this agreement, remove Weather Preset Pro v1.00 from your computer now and, if applicable, promptly return to SoFly Limited by mail any copies of Weather Preset Pro v1.00 and related documentation and packaging in your possession.

2. DISTRIBUTION

Weather Preset Pro v1.00 and the license herein granted shall not be copied, shared, distributed, re-sold, offered for re-sale, transferred or sub-licensed in whole or in part except that you may make one copy for archive purposes only. For information about redistribution of Weather Preset Pro v1.00 contact SoFly Limited.



3. USER AGREEMENT

3.1 Use

Your license to use Weather Preset Pro v1.00 is limited to the number of licenses purchased by you. You shall not allow others to use, copy or evaluate copies of Weather Preset Pro v1.00.

3.2 Use Restrictions

You shall use Weather Preset Pro v1.00 in compliance with all applicable laws and not for any unlawful purpose. Without limiting the foregoing, use, display or distribution of Weather Preset Pro v1.00 together with material that is pornographic, racist, vulgar, obscene, defamatory, libelous, abusive, promoting hatred, discriminating or displaying prejudice based on religion, ethnic heritage, race, sexual orientation or age is strictly prohibited.

Each licensed copy of Weather Preset Pro v1.00 may be used on one single computer location by one user. Use of Weather Preset Pro v1.00 means that you have loaded, installed, or run Weather Preset Pro v1.00 on a computer or similar device. If you install Weather Preset Pro v1.00 onto a multi-user platform, server or network, each and every individual user of Weather Preset Pro v1.00 must be licensed separately.

You may make one copy of Weather Preset Pro v1.00 for backup purposes, providing you only have one copy installed on one computer being used by one person. Other users may not use your copy of Weather Preset Pro v1.00. The assignment, sublicense, networking, sale, or distribution of copies of Weather Preset Pro v1.00 are strictly forbidden without the prior written consent of SoFly Limited. It is a violation of this agreement to assign, sell, share, loan, rent, lease, borrow, network or transfer the use of Weather Preset Pro v1.00. If any person other than yourself uses Weather Preset Pro v1.00 registered in your name, regardless of whether it is at the same time or different times, then this agreement is being violated and you are responsible for that violation!

3.3 Copyright Restriction

This Software contains copyrighted material, trade secrets and other proprietary material. You shall not, and shall not attempt to, modify, reverse engineer, disassemble or decompile Weather Preset Pro v1.00. Nor can you create any derivative works or other works that are based upon or derived from Weather Preset Pro v1.00 in whole or in part.

SoFly Limited's name, logo and graphics file that represents Weather Preset Pro v1.00 shall not be used in any way to promote products developed with Weather Preset Pro v1.00. SoFly Limited retains sole and exclusive ownership of all right, title and interest in and to Weather Preset Pro v1.00 and all Intellectual Property rights relating thereto.

Copyright law and international copyright treaty provisions protect all parts of Weather Preset Pro v1.00, products and services. No program, code, part, image, audio sample, or text may be copied or used in any way by the user except as intended within the bounds of the single user program. All rights not expressly granted hereunder are reserved for SoFly Limited.

3.4 Limitation of Responsibility

You will indemnify, hold harmless, and defend SoFly Limited, its employees, agents and distributors against any and all claims, proceedings, demand and costs resulting from or in any way connected with your use of SoFly Limited's Software.

In no event (including, without limitation, in the event of negligence) will SoFly Limited, its employees, agents or distributors be liable for any consequential, incidental, indirect, special or punitive damages whatsoever (including, without limitation, damages for loss of profits, loss of use, business interruption, loss of information or data, or pecuniary loss), in connection with or arising out of or related to this Agreement, Weather Preset Pro v1.00 or the use or inability to use Weather Preset Pro v1.00 or the furnishing, performance or use of any other matters hereunder whether based upon contract, tort or any other theory including negligence.

SoFly Limited's entire liability, without exception, is limited to the customers' reimbursement of the purchase price of the Software (maximum being the lesser of the amount paid by you and the suggested retail price as listed by SoFly Limited) in exchange for the return of the product, all copies, registration papers and manuals, and all materials that constitute a transfer of license from the customer back to SoFly Limited.

3.5 Warranties

Except as expressly stated in writing, SoFly Limited makes no representation or warranties in respect of this Software and expressly excludes all other warranties, expressed or implied, oral or written, including, without limitation, any implied warranties of merchantable quality or fitness for a particular purpose.

3.6 Governing Law

This Agreement shall be governed by the law of the GB applicable therein. You hereby irrevocably attorn and submit to the non-exclusive jurisdiction of the courts of GB therefrom. If any provision shall be considered unlawful, void or otherwise unenforceable, then that provision shall be deemed severable from this License and not affect the validity and enforceability of any other provisions.

3.7 Termination

Any failure to comply with the terms and conditions of this Agreement will result in automatic and immediate termination of this license. Upon termination of this license granted herein for any reason, you agree to immediately cease use of Weather Preset Pro v1.00 and destroy all copies of Weather Preset Pro v1.00 supplied under this Agreement. The financial obligations incurred by you shall survive the expiration or termination of this license.

4. DISCLAIMER OF WARRANTY

THIS SOFTWARE AND THE ACCOMPANYING FILES ARE SOLD "AS IS" AND WITHOUT WARRANTIES AS TO PERFORMANCE OR MERCHANTABILITY OR ANY OTHER WARRANTIES WHETHER EXPRESSED OR IMPLIED. THIS DISCLAIMER CONCERNS ALL FILES GENERATED AND EDITED BY Weather Preset Pro v1.00 AS WELL.

5. CONSENT OF USE OF DATA

You agree that SoFly Limited may collect and use information gathered in any manner as part of the product support services provided to you, if any, related to Weather Preset Pro v1.00. SoFly Limited may also use this information to provide notices to you which may be of use or interest to you. The software, nor installer, does NOT track any personal information. We use the information used during purchase.

SoFly Ltd (Company Number: 1235215) is registered in England.

Microsoft Flight Simulator and Microsoft are trademarks of Microsoft Corp.



A GUIDE TO YOUR BRAND NEW FLIGHT SIMULATOR

BUY YOUR COPY TODAY

FROM **ATC** TO **UI** AND EVERYTHING IN BETWEEN

SoFly